

Hitachi Content Platform Anywhere Enterprise

v7.11

Edge Filer User Guide

This document describes how to use HCP Anywhere Enterprise Edge Filer.

© 2023, 2025 Hitachi Vantara. All rights reserved.

No part of this publication may be reproduced or transmitted in any form or by any means, electronic or mechanical, including copying and recording, or stored in a database or retrieval system for commercial purposes without the express written permission of Hitachi, Ltd., or Hitachi Vantara LLC (collectively "Hitachi"). Licensee may make copies of the Materials provided that any such copy is: (i) created as an essential step in utilization of the Software as licensed and is used in no other manner; or (ii) used for archival purposes. Licensee may not make any other copies of the Materials. "Materials" mean text, data, photographs, graphics, audio, video and documents.

Hitachi reserves the right to make changes to this Material at any time without notice and assumes no responsibility for its use. The Materials contain the most current information available at the time of publication.

Some of the features described in the Materials might not be currently available. Refer to the most recent product announcement for information about feature and product availability, or contact Hitachi Vantara LLC at https://support.hitachivantara.com/en_us/contact-us.html.

Notice: Hitachi products and services can be ordered only under the terms and conditions of the applicable Hitachi agreements. The use of Hitachi products is governed by the terms of your agreements with Hitachi Vantara LLC.

By using this software, you agree that you are responsible for:

- 1) Acquiring the relevant consents as may be required under local privacy laws or otherwise from authorized employees and other individuals; and
- 2) Verifying that your data continues to be held, retrieved, deleted, or otherwise processed in accordance with relevant laws.

Notice on Export Controls. The technical data and technology inherent in this Document may be subject to U.S. export control laws, including the U.S. Export Administration Act and its associated regulations, and may be subject to export or import regulations in other countries. Reader agrees to comply strictly with all such regulations and acknowledges that Reader has the responsibility to obtain licenses to export, re-export, or import the Document and any Compliant Products.

Hitachi and Lumada are trademarks or registered trademarks of Hitachi, Ltd., in the United States and other countries.

AIX, DS6000, DS8000, Enterprise Storage Server, eServer, FICON, FlashCopy, GDPS, HyperSwap, IBM, OS/390, PowerHA, PowerPC, S/390, System z9, System z10, Tivoli, z/OS, z9, z10, z13, z14, z15, z16, z/VM, and z/VSE are registered trademarks or trademarks of International Business Machines Corporation.

Active Directory, ActiveX, Bing, Excel, Hyper-V, Internet Explorer, the Internet Explorer logo, Microsoft, Microsoft Edge, the Microsoft corporate logo, the Microsoft Edge logo, MS-DOS, Outlook, PowerPoint, SharePoint, Silverlight, SmartScreen, SQL Server, Visual Basic, Visual C++, Visual Studio, Windows, the Windows logo, Windows Azure, Windows PowerShell, Windows Server, the Windows start button, and Windows Vista are registered trademarks or trademarks of Microsoft Corporation. Microsoft product screen shots are reprinted with permission from Microsoft Corporation.

All other trademarks, service marks, and company names in this document or website are properties of their respective owners.

Copyright and license information for third-party and open source software used in Hitachi Vantara products can be found in the product documentation, at <https://www.hitachivantara.com/en-us/company/legal.html>.

Contents

Preface..... 2

Chapter 1. Displaying Hitachi Content Platform Anywhere Enterprise
Edge Filer Content in a File Manager 3

Chapter 2. Overlay Icons Used in the File Manager 4

Chapter 3. Versions 5

Preface

About this document

Hitachi Content Platform Anywhere Enterprise Edge Filer enables local access to a global; file system. End users can access and manage their files from either Windows Explorer or macOS Finder.

Document conventions

This document uses the following typographic convention:

Convention	Description
Bold	<ul style="list-style-type: none">Indicates text in a window, including window titles, menus, menu options, buttons, fields, and labels. Example: Click OK.Indicates emphasized words in list items.
<i>Italic</i>	Indicates a document title or emphasized words in text.
Monospace	Indicates text that is displayed on screen or entered by the user. Example: <code>pairdisplay -g oradb</code>

Intended audience

This document is intended for Hitachi Content Platform Anywhere Enterprise Edge Filer end users to access and manage their files from either Windows Explorer or macOS Finder.

Accessing product downloads

Product software, drivers, and firmware downloads are available on Hitachi Vantara Support Connect: <https://support.hitachivantara.com/>.

Log in and select Product Downloads to access the most current downloads, including updates that may have been made after the release of the product.

Getting help

Hitachi Vantara Support Connect is the destination for technical support of products and solutions sold by Hitachi Vantara. To contact technical support, log on to Hitachi Vantara Support Connect for contact information: https://support.hitachivantara.com/en_us/contact-us.html.

Hitachi Vantara Community is a global online community for customers, partners, independent software vendors, employees, and prospects. It is the destination to get answers, discover insights, and make connections. **Join the conversation today!** Go to community.hitachivantara.com, register, and complete your profile.

Chapter 1. Displaying Hitachi Content Platform Anywhere Enterprise Edge Filer Content in a File Manager

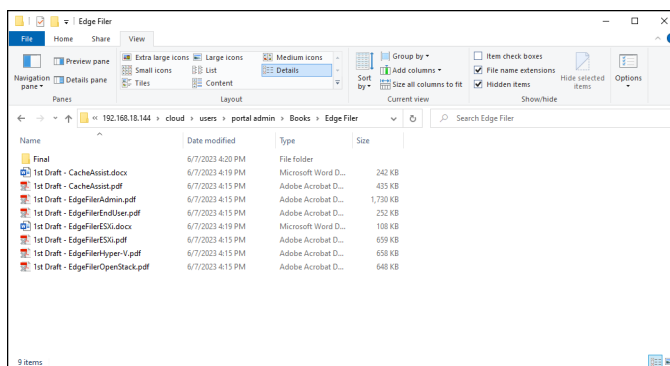
You can map the HCP Anywhere Enterprise Edge Filer content in a file manager, Windows Explorer or macOS Finder, and end users can access their data in a familiar way.

To view the edge filer content from a file manager:

- Use the following address to access the folders and files from a file manager, for example, Windows File Explorer or macOS Finder: `\\edge_filer_ip\cloud` where `edge_filer_ip` is the IP address of the HCP Anywhere Enterprise Edge Filer.

When accessing the Edge Filer from a macOS machine, you need to follow the procedure in *Accessing an HCP Anywhere Enterprise Edge Filer From macOS* in the *HCP Anywhere Enterprise Edge Filer Administration Guide*.

The following screenshot shows an edge filer accessed from Windows File Explorer.





Both Windows File Explorer and macOS Finder report that the total space and available free space for the mapped drive is a very high number to simulate the caching ability of infinite storage.


Note: The HCP Anywhere Enterprise Edge Filer user interface is case sensitive, so file and folder names with the same characters, but different cases, such as *MYFOLDER*, *MyFolder* and *myfolder* are different folders. When connecting to the HCP Anywhere Enterprise Edge Filer using Windows File Sharing, SMB protocol, which is not case-sensitive, these folders or files are treated as having the same name.

Chapter 2. Overlay Icons Used in the File Manager

When viewing the cloud drive content, folders and files are marked with icons indicating the current status:

macOS:  – Folders or files that are not stubs as they are saved locally.

 – Files that are currently synchronizing between the HCP Anywhere Enterprise Edge Filer and HCP Anywhere Enterprise Portal.

 – Files that are stubs. The main storage is on the HCP Anywhere Enterprise Portal in the cloud with stubs saved on the HCP Anywhere Enterprise Edge Filer. A stub is a file with a tiny footprint that contains the metadata about the file, such as the file name, size, and modification date. Only the folder and file metadata and not the actual file content is saved locally. This results in the cost of storage being significantly lower. Also, systems with many file changes, where only some of the files are required locally, don't over use bandwidth between the cloud and Hitachi Content Platform Anywhere Enterprise Edge Filer. Only the required files are passed across the wire.

When a user accesses a file stub, the file is downloaded and opened without delay, and where possible, large files are streamed from the cloud so they can be accessed faster. After the download has completed, the file is *unstubbed*. Any changes to the file are synced back to the HCP Anywhere Enterprise Portal.

Chapter 3. Versions

A new version of a file is saved every time the file is edited, and not just daily. You can access a previous version using the file manager previous versions.

Hitachi Vantara

Corporate Headquarters 2535 Augustine Drive
Santa Clara, CA 95054 USA www.HitachiVantara.com community.HitachiVantara.com

Regional Contact Information

Americas: +1 866 374 5822 or info@hitachivantara.com

Europe, Middle East and Africa: +44 (0) 1753 618000 or info.emea@hitachivantara.com

Asia Pacific: +852 3189 7900 or info.marketing.apac@hitachivantara.com

